

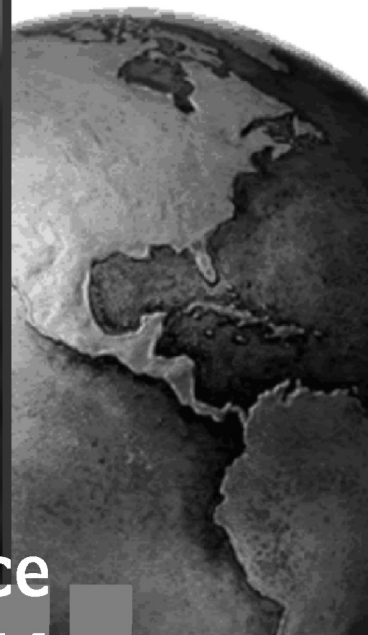


# Penn View

## Bible Institute



APPLICATION PACKET



Pursuing Academic Excellence  
in Ministry Training Since 1966.

# Application Information & Procedures

## Financial Information /Requirements

### Admission

Anyone desiring to apply for admission to Penn View Bible Institute should follow the instruction listed below for each form. Provided he or she meets the requirements for admissions, a person of any gender, race, color, age, ethnic origin, or disability may be admitted to the school. Because of the unique philosophy and purpose of Penn View Bible Institute, however, only those who give evidence of being genuine Christians and whose lives are in harmony with the principles and standards of the Institute will be considered for admission. Any student failing to maintain a consistent Christian life, including the expression of proper Christian attitudes, may be asked to discontinue attendance.

The primary educational requirement for admission to Penn View Bible Institute is graduation from high school. This requirement may alternatively be met by achieving satisfactory scores on the General Educational Development Test (GED).

ACT or SAT test Scores should be forwarded to the Admissions Office.

All entering freshmen will be tested as part of their orientation. The test results will be used in guidance and placement of the student.

The individual seeking admission should take the following steps:

1. Submit *Application for Admission* (\$25.00 application fee must accompany application), and recent photograph or snapshot.
2. Write and submit the essay as described on the *Application for Admission*.
3. Obtain volunteers to submit *Character References* and list their names and addresses on the *Application for Admission*. One should be the pastor of the applicant. None should be a relative of the applicant.
4. Using the *Transcript Request Form*, the applicant should request that his high school send an official copy of his transcript directly to Penn View Bible Institute. Transcripts from all schools attended after high school must also be submitted. If additional copies are needed, photocopies of this form may be made.
5. The **Student Handbook** will be sent to applicant upon receipt of application for admission. Please review the specified sections. Sign and return one copy of the *Student Handbook Agreement*.
6. The *Work Scholarship Application* is only for applicants interested in on-campus work. Applicant will be notified of Work Scholarship decision following acceptance. Scholarships will be granted according to financial need and availability of positions.
7. A health form will be sent to the applicant upon receipt of application for admission. The applicant and a medical doctor (M.D. or D.O.) should complete this

form. The physician must return the completed health form to Penn View Bible Institute.

8. The prospective student will be notified promptly of the decision of the Admissions Committee.

Note: The application deadlines are Fall Term - August 1; Spring Term - December 15. Applications sent after these deadlines should be accompanied by a late application fee of \$35.00 instead of \$25.00.

### Re-admission


Any student who discontinues attendance for one or more semesters must submit an application for readmission with the Academic Dean by the application deadline of the semester he plans to re-enroll. No re-admission fee is charged except in the case of late application, for which there is a fee of \$5.00.

### Financial Information

All students are required to arrange for full payment at the time of registration. This may be in the form of a single payment at registration, or, in the form of monthly installment payments as provided in our deferred payment option. Terms of the various payment plans are described below.

- A. A 2% cash discount will be given for all accounts paid in full at registration or within thirty days after registration.
- B. A minimum down payment is required at registration. This amount is equal to 20% of the total semester charges or the total of all fees whichever is greater. All previous years charges must be paid in full before registering for fall semester.
- C. The balance of the account is payable in four equal monthly installments over the course of the semester. Such installments are due on the fifteenth of each month according to the following schedule:  

First Semester – 15<sup>th</sup> of September, October, November, December  
InterSession – 15<sup>th</sup> of January  
Second Semester – 15<sup>th</sup> of February, March, April, May
- D. Monthly finance charges may be added to accounts with outstanding balances at the close of the academic year.
- E. The administration reserves the right to adjust the published fee schedule at any time without prior notice.



**PENN VIEW BIBLE INSTITUTE**  
**Application for Admissions**

**FOR OFFICE USE ONLY:**

Date Appl Rec'd \_\_\_\_\_  
 Fee Rec'd (amt) \_\_\_\_\_  
 References Mailed \_\_\_\_\_  
 Health Form Mailed \_\_\_\_\_  
 Transcripts Rec'd \_\_\_\_\_  
 Health Form Rec'd \_\_\_\_\_  
 References Rec'd \_\_\_\_\_  
 1 \_\_\_\_\_ 2 \_\_\_\_\_ 3 \_\_\_\_\_  
 Accepted \_\_\_\_\_  
 Rejected \_\_\_\_\_  
 Date Notified \_\_\_\_\_

- Please print or type all information and be sure that every question is fully answered.
- Please enclose a \$25.00 application fee.
- On a separate sheet of paper, write a detailed sketch of your personal conversion and your spiritual journey since then. Start at the beginning and include approximate dates. Include your standard of conduct and convictions regarding personal appearance (adornment and modesty), using technology for entertainment, social dancing, tobacco, alcohol, and drugs. (Make it 300 words using full sentences in paragraph form. It will also be judged as a sample of your writing ability.)
- Enclose recent photo with application

**GENERAL INFORMATION**

Last Name \_\_\_\_\_ First Name \_\_\_\_\_ Middle \_\_\_\_\_  
 Date of Birth \_\_\_\_\_ SS No. \_\_\_\_\_ Nationality \_\_\_\_\_  
 Present Address \_\_\_\_\_ City \_\_\_\_\_ State \_\_\_\_\_ Zip \_\_\_\_\_  
 Permanent Address \_\_\_\_\_ City \_\_\_\_\_ State \_\_\_\_\_ Zip \_\_\_\_\_  
 Email \_\_\_\_\_ Phone \_\_\_\_\_ Cell Phone: \_\_\_\_\_  
 Father's Name \_\_\_\_\_ Address \_\_\_\_\_ Occupation \_\_\_\_\_  
 Mother's Name \_\_\_\_\_ Address \_\_\_\_\_ Occupation \_\_\_\_\_  
 With Whom Do You Live? \_\_\_\_\_ Relationship? \_\_\_\_\_  
 No. Brothers \_\_\_\_\_ Ages \_\_\_\_\_ No. Sisters \_\_\_\_\_ Ages \_\_\_\_\_  
 List names and type of work for all members of your immediate family engaged in full time Christian work. \_\_\_\_\_

**ENROLLMENT INFORMATION**

If accepted, when do you plan to enroll? \_\_\_\_\_ Do you have a definite call?  Yes  No  
 To what area of ministry are you called? \_\_\_\_\_  
 How long do you plan to study here? \_\_\_\_\_ Do you plan to graduate?  Yes  No  
 If not graduating, please state reason \_\_\_\_\_  
 What course of study do you wish to pursue? \_\_\_\_\_ How did you hear about PVBI? \_\_\_\_\_  
 What made you decide to enroll in PVBI? \_\_\_\_\_  
 Do you plan to live in the dormitory?  Yes  No If not, where do you plan to reside? \_\_\_\_\_

**PRIOR EDUCATION** (High School & College)

It is your responsibility to provide PVBI with a copy of transcript from all previous high schools and colleges, attended and/or G.E.D. diploma.

**List High School(s) attended.**

Name of School	State	Grade Attended	Dates Attended	Diploma
		9 10 11 12		
		9 10 11 12		
		9 10 11 12		

If you did not graduate, do you have a GED?  Yes  No If yes, enclose copy of diploma. Date GED Passed \_\_\_\_\_  
 Have you requested SAT or ACT Scores to be sent?  Yes  No  
 Have you arranged for TOEFL scores to be sent? (International Students Only)  Yes  No

**List names and dates of ALL schools & colleges you have attended since high school.**

Name of School	State	Major/ Specialization	Dates Attended	Diploma

**MARITAL STATUS**

Single:  Yes  No      Engaged:  Yes  No      Married:  Yes  No  
 Number of Children \_\_\_\_\_ Have you ever been divorced?  Yes  No      If yes, give date \_\_\_\_\_

***If engaged, complete the following:***

Name of fiancée or fiancé \_\_\_\_\_ Date of Birth \_\_\_\_\_ Date set for wedding \_\_\_\_\_  
 Has she or he been previously married?  Yes  No      How long have you been dating him/her? \_\_\_\_\_  
 Has he/she trusted Christ as personal Saviour?  Yes  No

***If married complete the following:***

Name of Spouse \_\_\_\_\_ Date of Birth \_\_\_\_\_ Date of Wedding \_\_\_\_\_  
 Was he/she previously married?  Yes  No      Has Spouse trusted Christ as personal Saviour?  Yes  No  
 Is Spouse coming with you?  Yes  No      Enrolling at PVBI?  Yes  No  
 Position of Spouse toward your coming to PVBI  For  Against  
 Give Names and Ages of children \_\_\_\_\_

**PERSONAL INFORMATION**

Are you a church member?  Yes  No      What is your present spiritual state?  Saved  Sanctified  Out of victory  
 Do you regularly spend time in Bible study and private devotions?  Yes  No  
 Do you attend church regularly?  Yes  No      How long have you been attending regularly? \_\_\_\_\_  
 Name of church you attend. (Including Denomination) \_\_\_\_\_  
 List positions held, if any \_\_\_\_\_

**FINANCIAL INFORMATION**

Are you presently employed?  Yes  No      Full time?  Yes  No  
 Do you currently have financial obligations?  Yes  No      Give details \_\_\_\_\_  
 \_\_\_\_\_  
 How do you plan to finance your education at PVBI? Be specific (See catalog for schedule of expenses). \_\_\_\_\_  
 \_\_\_\_\_

**REFERENCES**

List below the names, phone numbers, and complete addresses of three persons who are not related to you and who have known you for at least one year. One must be your Pastor.

	NAME	ADDRESS	CITY, STATE, ZIP	PHONE
Pastor				( )
Reference 1				( )
Reference 2				( )

**LIFE-STYLE AGREEMENT**

If accepted as a student at Penn View Bible Institute, I promise to be subject to the rules of the school governing the education, social, and spiritual life of the student body. I agree not to teach any doctrine, personal belief or conviction, or special view or practice that is not in agreement with the accepted position of Penn View Bible Institute as approved by its Board of Directors; nor to press them upon my fellow students.

Hebrews 13:17 states, "Obey them that have the rule over you, and submit your selves; for they watch for your souls, as they that must give account, that they may do it with joy, and not with grief; for that is unprofitable for you." In the light of this scripture, I will readily submit to those who are in a position of authority at Penn View Bible Institute, as long as I remain a student there.

Applicant Signature \_\_\_\_\_ Date \_\_\_\_\_

PENN VIEW BIBLE INSTITUTE

Character Reference

To be Completed by the Applicant

Name of Applicant \_\_\_\_\_ Date Application Sent to PVBI \_\_\_\_\_

Please sign below if you wish to waive your right to access this recommendation under the Family Educational Rights and Privacy Act of 1974.

Applicant's Signature \_\_\_\_\_ Date \_\_\_\_\_

To be Completed by the Reference

The above-named person has made application to Penn View Bible Institute for admission.

Please answer the following questions to the best of your knowledge and circle the appropriate phrase in the personality rating section.

When completed, please mail directly to the address given below.

All information you give will be held in strict confidence if applicant's signature appears above.

Name of Reference \_\_\_\_\_ Phone \_\_\_\_\_

Address \_\_\_\_\_ Email \_\_\_\_\_

Relationship to applicant? \_\_\_\_\_ How long have you known applicant? \_\_\_\_\_

How well do you know applicant? \_\_\_\_\_

1. Please give what information you can about the applicant's family life \_\_\_\_\_

\_\_\_\_\_

2. Please give what information you can about the applicant's spiritual life and church involvement. \_\_\_\_\_

\_\_\_\_\_

3. What is the applicant's attitude and response toward authority? Explain \_\_\_\_\_

\_\_\_\_\_

4. What is the applicant's attitude, level of interest and social behavior toward the opposite sex? \_\_\_\_\_

\_\_\_\_\_

5. From your observation of the outward life, is the applicant living a consistent Christian life? \_\_\_\_\_

\_\_\_\_\_

6. Does the applicant possess any talents or special abilities? (Please list) \_\_\_\_\_

\_\_\_\_\_

**PERSONALITY RATING SECTION**

Please evaluate the applicant on the matters listed below and rate him/her on each point to the best of your knowledge. In rating, consider carefully and be as specific as possible. Circle the phrase that most closely describes the applicant's personality traits.

<b>Personal Spiritual Growth</b>	Consistent Growth	Shows good signs of growth	Average Growth	Small evidence of spiritual growth	No interest in spiritual growth	Do Not Know
<b>Self Motivation</b>	Needs no prodding or supervision	Requires little prodding and supervision	Average Initiative	Needs considerable amount of direction	Requires constant prodding and supervision	Do Not Know

<b>Purposefulness</b>	Strives for success: well formed purpose	Needs reassurance but is self directed	Show some initiative and purpose	Somewhat vacillating in purpose	Aimless	Do Not Know
<b>Character</b>	Completely Trustworthy	Usually Trustworthy	Somewhat Trustworthy	Somewhat Careless	Not Straightforward	Do Not Know
<b>Leadership</b>	Inspires others, very successful	Good leadership qualities	Occasionally assumes leadership role	Tries but is not usually successful	Always a follower	Do Not Know
<b>Emotional Stability</b>	Very Mature	Well balanced, shows growth toward maturity	Shows maturity in some situations	Usually immature, excitable, too emotional	Easily upset, flighty, touchy	Do Not Know
<b>Influence on Others</b>	Excellent and wholesome	Consistently Good	Varying good to passive	Passive to poor	Detrimental	Do Not Know
<b>Involvement in Church Activities</b>	Enthusiastically involved, takes leadership role	Wants to be involved	Occasionally Involved	Becomes involved when asked	Not involved	Do Not Know
<b>Responsibility</b>	Capable of handling much responsibility	Reliable and conscientious toward responsibility	Usually Dependable	Shows some signs of dependability	Irresponsible	Do Not Know
<b>Personal Appearance</b>	Very neat and attractive	Usually neat and attractive	Average in appearance	Careless about person and dress	Somewhat Repulsive	Do Not Know
<b>Written Expression</b>	Writes with force and clarity	Communicates Clearly	Basic writing skills	Weak; frequent mechanical errors	Very poor at writing	Do Not Know
<b>Verbal Expression</b>	Speaks with force and clarity	Enunciates well; communicates clearly	Basic speaking skills	Poor pronunciation; Frequent errors	Quiet and backward	Do Not Know
<b>Scholarship</b>	Eager to advance learning; excellent study habits	Surpasses assigned levels	Completes assignments satisfactorily	Partially completes assignments	Does not complete assigned work; reluctant to learn	Do Not Know
<b>Self-Confidence</b>	Confident in areas of developed skills	Self-assured in some situations	Developing self-confidence	Over Confidant	Needs constant correction	Do Not Know
				Lacks Self-confidence	Constantly seeks reassurance	
<b>Sense of Humor</b>	Mature ability to discern when humor is appropriate	Average	Cannot take a joke	Takes life too seriously	Sometimes clownish	Do Not Know
<b>Creative Qualities</b>	Outstanding creative ability	Resourceful	Average	Lacks Imagination	Copies Others	Do Not Know
<b>Analytical Thinking</b>	Excels in critical thinking skills	Insightful	Will likely be able to handle college level studies	Does not comprehend advanced concepts	Poor	Do Not Know
<b>Recommendation for Admittance</b>	Enthusiastic Recommendation	Good Recommendation	Yes, but with some reservation	With Strong Reservation	Do not recommend	Do Not Wish to comment

Reference Signature \_\_\_\_\_ Date \_\_\_\_\_

Thank you for your help and cooperation.  
**Penn View Bible Institute**  
 PO Box 970 • 125 Penn View Dr  
 Penns Creek, PA 17862

**PENN VIEW BIBLE INSTITUTE**

**Character Reference**

**To be Completed by the Applicant**

Name of Applicant \_\_\_\_\_ Date Application Sent to PVBI \_\_\_\_\_

Please sign below if you wish to waive your right to access this recommendation under the Family Educational Rights and Privacy Act of 1974.

Applicant's Signature \_\_\_\_\_ Date \_\_\_\_\_

**To be Completed by the Reference**

The above-named person has made application to Penn View Bible Institute for admission.

Please answer the following questions to the best of your knowledge and circle the appropriate phrase in the personality rating section.

When completed, please mail directly to the address given below.

All information you give will be held in strict confidence if applicant's signature appears above.

Name of Reference \_\_\_\_\_ Phone \_\_\_\_\_

Address \_\_\_\_\_ Email \_\_\_\_\_

Relationship to applicant? \_\_\_\_\_ How long have you known applicant? \_\_\_\_\_

How well do you know applicant? \_\_\_\_\_

7. Please give what information you can about the applicant's family life \_\_\_\_\_

\_\_\_\_\_

8. Please give what information you can about the applicant's spiritual life and church involvement. \_\_\_\_\_

\_\_\_\_\_

9. What is the applicant's attitude and response toward authority? Explain \_\_\_\_\_

\_\_\_\_\_

10. What is the applicant's attitude, level of interest and social behavior toward the opposite sex? \_\_\_\_\_

\_\_\_\_\_

11. From your observation of the outward life, is the applicant living a consistent Christian life? \_\_\_\_\_

\_\_\_\_\_

12. Does the applicant possess any talents or special abilities? (Please list) \_\_\_\_\_

\_\_\_\_\_

**PERSONALITY RATING SECTION**

*Please evaluate the applicant on the matters listed below and rate him/her on each point to the best of your knowledge. In rating, consider carefully and be as specific as possible. Circle the phrase that most closely describes the applicant's personality traits.*

<b>Personal Spiritual Growth</b>	Consistent Growth	Shows good signs of growth	Average Growth	Small evidence of spiritual growth	No interest in spiritual growth	Do Not Know
<b>Self Motivation</b>	Needs no prodding or supervision	Requires little prodding and supervision	Average Initiative	Needs considerable amount of direction	Requires constant prodding and supervision	Do Not Know

<b>Purposefulness</b>	Strives for success: well formed purpose	Needs reassurance but is self directed	Show some initiative and purpose	Somewhat vacillating in purpose	Aimless	Do Not Know
<b>Character</b>	Completely Trustworthy	Usually Trustworthy	Somewhat Trustworthy	Somewhat Careless	Not Straightforward	Do Not Know
<b>Leadership</b>	Inspires others, very successful	Good leadership qualities	Occasionally assumes leadership role	Tries but is not usually successful	Always a follower	Do Not Know
<b>Emotional Stability</b>	Very Mature	Well balanced, shows growth toward maturity	Shows maturity in some situations	Usually immature, excitable, too emotional	Easily upset, flighty, touchy	Do Not Know
<b>Influence on Others</b>	Excellent and wholesome	Consistently Good	Varying good to passive	Passive to poor	Detrimental	Do Not Know
<b>Involvement in Church Activities</b>	Enthusiastically involved, takes leadership role	Wants to be involved	Occasionally Involved	Becomes involved when asked	Not involved	Do Not Know
<b>Responsibility</b>	Capable of handling much responsibility	Reliable and conscientious toward responsibility	Usually Dependable	Shows some signs of dependability	Irresponsible	Do Not Know
<b>Personal Appearance</b>	Very neat and attractive	Usually neat and attractive	Average in appearance	Careless about person and dress	Somewhat Repulsive	Do Not Know
<b>Written Expression</b>	Writes with force and clarity	Communicates Clearly	Basic writing skills	Weak; frequent mechanical errors	Very poor at writing	Do Not Know
<b>Verbal Expression</b>	Speaks with force and clarity	Enunciates well; communicates clearly	Basic speaking skills	Poor pronunciation; Frequent errors	Quiet and backward	Do Not Know
<b>Scholarship</b>	Eager to advance learning; excellent study habits	Surpasses assigned levels	Completes assignments satisfactorily	Partially completes assignments	Does not complete assigned work; reluctant to learn	Do Not Know
<b>Self-Confidence</b>	Confident in areas of developed skills	Self-assured in some situations	Developing self-confidence	Over Confidant	Needs constant correction	Do Not Know
				Lacks Self-confidence	Constantly seeks reassurance	
<b>Sense of Humor</b>	Mature ability to discern when humor is appropriate	Average	Cannot take a joke	Takes life too seriously	Sometimes clownish	Do Not Know
<b>Creative Qualities</b>	Outstanding creative ability	Resourceful	Average	Lacks Imagination	Copies Others	Do Not Know
<b>Analytical Thinking</b>	Excels in critical thinking skills	Insightful	Will likely be able to handle college level studies	Does not comprehend advanced concepts	Poor	Do Not Know
<b>Recommendation for Admittance</b>	Enthusiastic Recommendation	Good Recommendation	Yes, but with some reservation	With Strong Reservation	Do not recommend	Do Not Wish to comment

Reference Signature \_\_\_\_\_ Date \_\_\_\_\_

Thank you for your help and cooperation.  
**Penn View Bible Institute**  
 PO Box 970 • 125 Penn View Dr  
 Penns Creek, PA 17862

**PENN VIEW BIBLE INSTITUTE**

**Character Reference**

**To be Completed by the Applicant**

Name of Applicant \_\_\_\_\_ Date Application Sent to PVBI \_\_\_\_\_

Please sign below if you wish to waive your right to access this recommendation under the Family Educational Rights and Privacy Act of 1974.

Applicant's Signature \_\_\_\_\_ Date \_\_\_\_\_

**To be Completed by the Reference**

The above-named person has made application to Penn View Bible Institute for admission.

Please answer the following questions to the best of your knowledge and circle the appropriate phrase in the personality rating section.

When completed, please mail directly to the address given below.

All information you give will be held in strict confidence if applicant's signature appears above.

Name of Reference \_\_\_\_\_ Phone \_\_\_\_\_

Address \_\_\_\_\_ Email \_\_\_\_\_

Relationship to applicant? \_\_\_\_\_ How long have you known applicant? \_\_\_\_\_

How well do you know applicant? \_\_\_\_\_

13. Please give what information you can about the applicant's family life \_\_\_\_\_

\_\_\_\_\_

14. Please give what information you can about the applicant's spiritual life and church involvement. \_\_\_\_\_

\_\_\_\_\_

15. What is the applicant's attitude and response toward authority? Explain \_\_\_\_\_

\_\_\_\_\_

16. What is the applicant's attitude, level of interest and social behavior toward the opposite sex? \_\_\_\_\_

\_\_\_\_\_

17. From your observation of the outward life, is the applicant living a consistent Christian life? \_\_\_\_\_

\_\_\_\_\_

18. Does the applicant possess any talents or special abilities? (Please list) \_\_\_\_\_

\_\_\_\_\_

**PERSONALITY RATING SECTION**

*Please evaluate the applicant on the matters listed below and rate him/her on each point to the best of your knowledge. In rating, consider carefully and be as specific as possible. Circle the phrase that most closely describes the applicant's personality traits.*

<b>Personal Spiritual Growth</b>	Consistent Growth	Shows good signs of growth	Average Growth	Small evidence of spiritual growth	No interest in spiritual growth	Do Not Know
<b>Self Motivation</b>	Needs no prodding or supervision	Requires little prodding and supervision	Average Initiative	Needs considerable amount of direction	Requires constant prodding and supervision	Do Not Know

<b>Purposefulness</b>	Strives for success: well formed purpose	Needs reassurance but is self directed	Show some initiative and purpose	Somewhat vacillating in purpose	Aimless	Do Not Know
<b>Character</b>	Completely Trustworthy	Usually Trustworthy	Somewhat Trustworthy	Somewhat Careless	Not Straightforward	Do Not Know
<b>Leadership</b>	Inspires others, very successful	Good leadership qualities	Occasionally assumes leadership role	Tries but is not usually successful	Always a follower	Do Not Know
<b>Emotional Stability</b>	Very Mature	Well balanced, shows growth toward maturity	Shows maturity in some situations	Usually immature, excitable, too emotional	Easily upset, flighty, touchy	Do Not Know
<b>Influence on Others</b>	Excellent and wholesome	Consistently Good	Varying good to passive	Passive to poor	Detrimental	Do Not Know
<b>Involvement in Church Activities</b>	Enthusiastically involved, takes leadership role	Wants to be involved	Occasionally Involved	Becomes involved when asked	Not involved	Do Not Know
<b>Responsibility</b>	Capable of handling much responsibility	Reliable and conscientious toward responsibility	Usually Dependable	Shows some signs of dependability	Irresponsible	Do Not Know
<b>Personal Appearance</b>	Very neat and attractive	Usually neat and attractive	Average in appearance	Careless about person and dress	Somewhat Repulsive	Do Not Know
<b>Written Expression</b>	Writes with force and clarity	Communicates Clearly	Basic writing skills	Weak; frequent mechanical errors	Very poor at writing	Do Not Know
<b>Verbal Expression</b>	Speaks with force and clarity	Enunciates well; communicates clearly	Basic speaking skills	Poor pronunciation; Frequent errors	Quiet and backward	Do Not Know
<b>Scholarship</b>	Eager to advance learning; excellent study habits	Surpasses assigned levels	Completes assignments satisfactorily	Partially completes assignments	Does not complete assigned work; reluctant to learn	Do Not Know
<b>Self-Confidence</b>	Confident in areas of developed skills	Self-assured in some situations	Developing self-confidence	Over Confidant	Needs constant correction	Do Not Know
				Lacks Self-confidence	Constantly seeks reassurance	
<b>Sense of Humor</b>	Mature ability to discern when humor is appropriate	Average	Cannot take a joke	Takes life too seriously	Sometimes clownish	Do Not Know
<b>Creative Qualities</b>	Outstanding creative ability	Resourceful	Average	Lacks Imagination	Copies Others	Do Not Know
<b>Analytical Thinking</b>	Excels in critical thinking skills	Insightful	Will likely be able to handle college level studies	Does not comprehend advanced concepts	Poor	Do Not Know
<b>Recommendation for Admittance</b>	Enthusiastic Recommendation	Good Recommendation	Yes, but with some reservation	With Strong Reservation	Do not recommend	Do Not Wish to comment

Reference Signature \_\_\_\_\_ Date \_\_\_\_\_

Thank you for your help and cooperation.  
**Penn View Bible Institute**  
 PO Box 970 • 125 Penn View Dr  
 Penns Creek, PA 17862

*If additional  
Transcript Request Forms  
are needed, photocopies of  
this form may be made!*

**PENN VIEW BIBLE INSTITUTE**  
**Transcript Request Form**

***To Be Completed By Student***

I have applied to Penn View Bible Institute for **fall / spring** of **20** \_\_\_\_\_

Last Name \_\_\_\_\_ First Name \_\_\_\_\_ Middle/Maiden \_\_\_\_\_

Address \_\_\_\_\_ City \_\_\_\_\_ State \_\_\_\_\_ Zip \_\_\_\_\_

SS # \_\_\_\_\_ Graduation Date \_\_\_\_\_ Date of Birth \_\_\_\_\_

***To Be Completed By School Official***

*The above named has applied for admission and processing his/her application necessitates a transcript from your school. Please expedite the sending of these materials as requested.*

Anticipated or Actual Date of Graduation: \_\_\_\_\_ Current or final class rank: \_\_\_\_\_

<b><u>SAT &amp; ACT Scores</u></b>	<b><u>Recommendation For Admission:</u></b>
	<p>This Applicant is:</p> <p><input type="checkbox"/> enthusiastically recommended for admission</p> <p><input type="checkbox"/> recommended with reservation for admission</p> <p><input type="checkbox"/> not recommended for admission</p> <p>Comments:</p>

Official Signature: \_\_\_\_\_

Title: \_\_\_\_\_ Date \_\_\_\_\_

***Mail to the address below:***

**Penn View Bible Institute**

PO Box 970 • 125 Penn View Dr  
Penns Creek, PA 17862

[www.pvbi.edu](http://www.pvbi.edu) • pvbi@pvbi.edu

phone (570) 837-1855 • fax (570) 837-1865

# Penn View Bible Institute . . .

## Offering Academic Programs in:

Ministerial Studies  
Hispanic Ministerial Studies  
Missionary Studies  
Hispanic Missions  
Missionary Nursing  
Missionary Aviation  
Christian Music  
Christian Music Education  
Christian Education  
Child Evangelism  
Biblical Studies  
One-Year Bible

### **Penn View Bible Institute**

PO Box 970 • 125 Penn View Dr  
Penns Creek, PA 17862

[www.pvbi.edu](http://www.pvbi.edu) • [pvbi@pvbi.edu](mailto:pvbi@pvbi.edu)  
phone (570) 837-1855 • fax (570) 837-1865

PENN VIEW BIBLE INSTITUTE  
Student Handbook Agreement

Please review the designated sections in the *Student Handbook* before signing the following.  
(The *Student Handbook* will be sent to you once PVBI receives your *Application for Admission*)  
Mail the top half of this form to the address below.

If accepted as a student at Penn View Bible Institute, I promise to be subject to the rules of the school governing the education, social, and spiritual life of the student body.

I have reviewed the *Student Handbook*, especially **section II.A.2.** (pages 8-9), **section IV** (pages 12-18), **section VI** (pages 32-37), and I agree to cheerfully abide by these rules.

I agree not to teach any doctrine, personal belief or conviction, or special view or practice that is not in agreement with the accepted position of Penn View Bible Institute as approved by its Board of Directors; nor to press them upon my fellow students.

Hebrews 13:17 states, "Obey them that have the rule over you, and submit yourselves; for they watch for your souls, as they that must give account, that they may do it with joy, and not with grief; for that is unprofitable for you." In the light of this scripture, I will readily submit to those who are in a position of authority at Penn View Bible Institute, as long as I remain a student there.

Applicant's Signature \_\_\_\_\_ Date \_\_\_\_\_

----- ✂ ----- ✂ ----- ✂ -----

(Your Copy)

If accepted as a student at Penn View Bible Institute, I promise to be subject to the rules of the school governing the education, social, and spiritual life of the student body.

I have reviewed the *Student Handbook*, especially **section II.A.2.** (pages 8-9), **section IV** (pages 12-18), **section VI** (pages 32-37), and I agree to cheerfully abide by these rules.

I agree not to teach any doctrine, personal belief or conviction, or special view or practice that is not in agreement with the accepted position of Penn View Bible Institute as approved by its Board of Directors; nor to press them upon my fellow students.

Hebrews 13:17 states, "Obey them that have the rule over you, and submit yourselves; for they watch for your souls, as they that must give account, that they may do it with joy, and not with grief; for that is unprofitable for you." In the light of this scripture, I will readily submit to those who are in a position of authority at Penn View Bible Institute, as long as I remain a student there.

Applicant's Signature \_\_\_\_\_ Date \_\_\_\_\_

**Penn View Bible Institute**

PO Box 970 • 125 Penn View Dr  
Penns Creek, PA 17862

[www.pvbi.edu](http://www.pvbi.edu) • [pvbi@pvbi.edu](mailto:pvbi@pvbi.edu)

phone (570) 837-1855 • fax (570) 837-1865

# Penn View Bible Institute . . .

## Offering Academic Programs in:

Ministerial Studies  
Hispanic Ministerial Studies  
Missionary Studies  
Hispanic Missions  
Missionary Nursing  
Missionary Aviation  
Christian Music  
Christian Music Education  
Christian Education  
Child Evangelism  
Biblical Studies  
One-Year Bible

### **Penn View Bible Institute**

PO Box 970 • 125 Penn View Dr  
Penns Creek, PA 17862

[www.pvbi.edu](http://www.pvbi.edu) • [pvbi@pvbi.edu](mailto:pvbi@pvbi.edu)  
phone (570) 837-1855 • fax (570) 837-1865

The question of **Financial Aid** presses in on the horizon. Can I afford to go to college? How will I pay for my education?

One of the Christian worker's greatest life-lessons is *learning to trust God*. How will I survive in the ministry? Who will pay the bills? How will I provide for my family? How can I undertake so much responsibility? Am I sufficient for this ministry? The questions do not go away after you finish Bible school!

Scripture promises, "***My God shall supply all your need according to His riches in glory by Christ Jesus***" (Phil.4:19). The best time to learn that lesson is right during Bible school.

Friends of Penn View Bible Institute have provided a number of scholarships to help. A Work Scholarship program offers assistance. You'll have to *work* and you'll have to *pray*, but ***you*** can make it! Don't be afraid to ***trust God!***

On the following pages, you will find information about several of the scholarships that are available at Penn View. Let's see what the Lord will do for you! When you realize that the supply comes from His Hand, you will not mind living "from hand to mouth."

Come join other students who have been learning that "Our God Is Enough."

Timothy L. Cooley, Sr.  
Academic Dean

# Penn View Bible Institute

## Scholarship Information

Penn View Bible Institute is pleased to offer a number of scholarships each year to help serious students become grounded in holiness and prepared for a life of service to God. Here is a general summary.

<i>Scholarship</i>	<i>Basis</i>	<i>Amount Awarded</i>	<i>Pre-Requisites</i>	<i>College Grade Requirements</i>	<i>Additional Requirements</i>
<b>Presidential</b>  <b>SAT / ACT Test</b>  Use these College Codes to send Penn View your scores (SAT # 2639) (ACT # 3661)	Minimum composite score of <b>1180</b> on SAT (Scholastic Assessment Test) or of <b>24</b> on ACT (American College Test)	\$3,500.00 @ \$437.50 per semester for eight semesters	Consistent Christian character Grade average of 3.5 (on a four-point scale) during High School Senior year Recommendation by pastor or principal and a person who has taught the applicant during the High School Senior year	Maintain a 3.00 GPA here each semester in order for benefits to be applied	Must be a full-time student Final acceptance will be based on a personal interview
<b>Valedictorian</b>	Graduating at the top of your class	\$3,000.00 @ \$375.00 per semester for eight semesters	Consistent Christian character Grade average of 3.5 (on a four-point scale) during High School Senior year Recommendation by pastor or principal and a person who has taught the applicant during the High School Senior year	Maintain a 2.85 GPA here each semester in order for benefits to be applied	Must be a full-time student
<b>Salutatorian</b>	Graduating second from the top of your class	\$2,500.00 @ \$312.50 per semester for eight semesters	Consistent Christian character Grade average of 3.5 (on a four-point scale) during High School Senior year Recommendation by pastor or principal and a person who has taught the applicant during the High School Senior year	Maintain a 2.85 GPA here each semester in order for benefits to be applied	Must be a full-time student
<b>Home Schoolers</b> (Same level as Valedictorian)	Graduating at the top of your class	\$3,000.00 @ \$375.00 per semester for eight semesters	Consistent Christian character Grade average of 3.5 (on a four-point scale) during High School Senior year Recommendation by pastor or principal and a person who has taught the applicant during the High School Senior year.	Maintain a 2.85 GPA here each semester in order for benefits to be applied	Must be a full-time student
<b>Top 10% of the Graduating Class</b>	Graduating within the top 10% of a class larger than thirty	\$2,000.00 @ \$250.00 per semester for eight semesters	Consistent Christian character Grade average of 3.5 (on a four-point scale) during High School Senior year Recommendation by pastor or principal and a person who has taught the applicant during the High School Senior year	Maintain a 2.85 GPA here each semester in order for benefits to be applied	Must be a full-time student
<b>Carl Shuey Memorial</b>	Missions calling/interest	\$25 for two semesters	Consistent Christian character	Maintain a 2.50 GPA each semester in order for benefits to be applied	
<b>Dan Hoch Memorial</b>	Christian character	\$125 for two semesters	Consistent Christian character	Maintain a 2.50 GPA each semester in order for benefits to be applied	
<b>Baltimore Ministerial</b>	Ministerial major	\$75 for two semesters	Consistent Christian character	Maintain a 2.50 GPA each semester in order for benefits to be applied	
<b>Child Evangelism</b>	Child Evangelism major	\$100 for two semesters	Consistent Christian character	Maintain a 2.00 GPA each semester in order for benefits to be applied	Must take at least 12 semester hours
<b>Public Relations Contract</b>	Consistent Christian character Music ability	Total room, board, and tuition along with other benefits	Consistent Christian character Music ability and willingness to travel	Maintain a 2.00 GPA each semester in order for benefits to continue	Join Chapel Choir Travel as scheduled
<b>Foreign Missionary Discount</b>	Dependent child of active foreign missionary parents	10% Discount on Student Account	Consistent Christian character	Maintain a 2.00 GPA each semester in order to continue	
<b>Work Scholarship</b>	Financial need and availability of positions	Credit applied to student account per hour worked	Consistent Christian character Work Application must be submitted each year	Maintain a 2.00 GPA each semester in order to continue	Must be a full-time student, residing in the dormitory

Once enrolled, a student shall agree to abide by all rules and regulations of the school, remain in good standing with the administration, and maintain the minimum GPA at all times. Funds provided by these scholarships will be applied to the recipient's school bill at the stipulated rate at the end of each semester, providing all requirements are met. Failure to comply in any of these areas will result in the student not receiving the benefits for that semester or in the scholarship being terminated. If you desire further information concerning these scholarships, please call us at (570) 837-1855 or email us at [pvbi@pvbi.edu](mailto:pvbi@pvbi.edu).

**President John Zechman**  
**Academic Dean Timothy Cooley, Sr.**

**PENN VIEW BIBLE INSTITUTE**  
**Application For Work Scholarship**

Office Use Only			
Approval?	No	25%	33% 50%
Notified?	_____	Date	_____
Initials	_____		
Comments	_____		
Other	_____		

Name \_\_\_\_\_  
 Address \_\_\_\_\_ Date of Birth \_\_\_\_\_  
 City \_\_\_\_\_ State \_\_\_\_\_ Zip \_\_\_\_\_ Phone \_\_\_\_\_

Are you presently living with your parents?  Yes  No  
 Are you presently employed?  Yes  No  Full Time?  Part Time?  
 Approximate monthly income \_\_\_\_\_ How long have you been employed? \_\_\_\_\_

Assets (Funds) in U.S. \$	Liabilities (Financial Obligations) in U.S. \$
Checking Account Balance \$	Rent \$
Savings Account Balance \$	Room & Board \$
Balance in Other Funds \$	Car Payment \$
\$	Insurance \$
\$	\$

List other sources of income and support other than employment shown above. \_\_\_\_\_  
 Include amounts where applicable \_\_\_\_\_

Will you be receiving financial help from your family?  Yes  No Monthly amount? \_\_\_\_\_

Please state your need for a work scholarship: be specific and give pertinent details. \_\_\_\_\_  
 \_\_\_\_\_  
 \_\_\_\_\_

Amount of work scholarship needed?      25%                      33%                      50%  
    10.25 hrs/wk                      12.5 hrs/wk                      17.5 hrs/wk  
 Do you own a motor vehicle?  Yes  No Make \_\_\_\_\_ Year \_\_\_\_\_

If you have ever been employed, either part or full time, list two employers as work references.  
 If you have had only one, list that one. (Give full name, address, phone, and the type of work you did.)

Employer or Business and Address	Person to contact	Dates (From - To)	Phone	Type of Work

Please list any special skills you have. \_\_\_\_\_  
 \_\_\_\_\_

Do you have health insurance?  Yes  No Company \_\_\_\_\_  
 Accident Insurance?  Yes  No Company \_\_\_\_\_

Work students are required to purchase Student Accident Insurance or sign a waiver releasing the school from liability for injuries that may occur during work assignments.

I already have the required insurance coverage.  
 Signed \_\_\_\_\_

I hereby release the school from liability for any injury that may occur during assigned work.  
 Signed \_\_\_\_\_

I hereby give Penn View Bible Institute permission to contact the persons named as references. I affirm that all information given herein is true and complete.

Signed \_\_\_\_\_ Date \_\_\_\_\_

# Penn View Bible Institute . . .

## Offering Academic Programs in:

Ministerial Studies  
Hispanic Ministerial Studies  
Missionary Studies  
Hispanic Missions  
Missionary Nursing  
Missionary Aviation  
Christian Music  
Christian Music Education  
Christian Education  
Child Evangelism  
Biblical Studies  
One-Year Bible

### **Penn View Bible Institute**

PO Box 970 • 125 Penn View Dr  
Penns Creek, PA 17862

[www.pvbi.edu](http://www.pvbi.edu) • [pvbi@pvbi.edu](mailto:pvbi@pvbi.edu)  
phone (570) 837-1855 • fax (570) 837-1865

Dear Perspective Student:

The Work Scholarship program is designed to assist worthy young people in preparing for service in God's kingdom. Because this is a limited program, we request each applicant to submit pertinent information on the application, for our use in determining need and awarding scholarships.

Under the Work Scholarship, tuition, room, and board are paid by the school for work performed. Books, fees, music lessons, and personal expenses are not covered. Work scholarship students receive credit toward their school accounts on a per-hour basis. Three hours of work are required each week of all dormitory students, so the first three hours of work each week will be applied toward this obligation. All the hours over three per week will be applied toward the student's school account at an hourly rate.

A dormitory student will be required to average the following each week in order to cover the proportionate amount of room, board, and tuition:

Half Scholarship	14.5 + 3 =	<b>17.5</b>	hours / week
One-Third Scholarship	10.0 + 3 =	<b>13.0</b>	hours / week
One-Fourth Scholarship	7.5 + 3 =	<b>10.5</b>	hours / week

The Committee rarely grants more than One-Half Work Scholarship. The total demand is too heavy for most students. That requires taking a much lighter academic load and delays graduation considerably. In addition, limiting the amount we give to each student enables us to help more young people. Please do not overstate your need.

Since this is a "scholarship" program, the student must maintain a minimum grade point average of 2.0 (C) in order to remain on the program. If a student fails to meet this requirement, one semester will be given to overcome this deficiency. A student under this program should expect to take longer to complete his education, since a reduced course load is sometimes required.

The required Work Hours must be a high priority in the student's life just the same as other outside employment.

Yours for Christian Education,

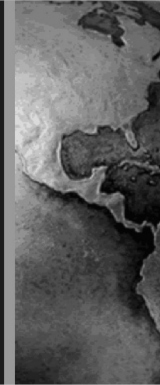
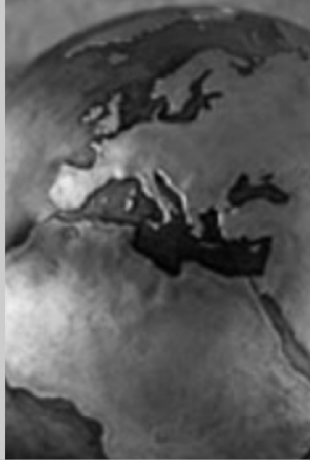
Timothy L. Cooley  
Academic Dean

**Penn View Bible Institute**

PO Box 970 • 125 Penn View Dr  
Penns Creek, PA 17862

[www.pvbi.edu](http://www.pvbi.edu) • pvbi@pvbi.edu

phone (570) 837-1855 • fax (570) 837-1865



## Penn View Bible Institute

125 Penn View Drive  
PO Box 970  
Penns Creek, PA 17862-0970  
570/837-1855  
570/837-1865 fax  
PVBI@PVBI.edu  
www.PVBI.edu

